




**Total Data
Connect**

Medical Imaging Equipment & Environment Remote Monitoring System

Quickly deploy wireless sensors, digital check lists and remote monitoring for proactive visibility into your most important operations.



Wireless Z Sensors


Total Data Connect Wireless Z Sensors offer the world's only 100% wire-free installation for deployment in minutes.

- 100% Wire-Free: Deploy in minutes with the industry's only sensor that can be placed directly - no wires or cords.
- Long Battery Life: Easily replaceable AA batteries provide five years of operation without the need to change batteries.
- Plug & Play Install: Sensors automatically connect to your Total Data Connect gateway to provide a selfprovisioning installation process. Centralized configuration is provided through our web-based dashboard.

Wireless Screens

Total Data Connect Wireless Screens provide a digital display for wireless sensors placed up to 200 feet away.

- Actionable Alerts: Receive both audible and visual notification when sensors are in alarm.
- High Contrast Display: High contrast e-ink display provides crystal clear readings.
- Easy Deployment: 100% wire-free design and integrated magnets make it easy to bring equipment performance visibility to your front lines.




Cellular Gateway

Cellular Gateways enable Total Data Connect's remote monitoring systems to connect remotely to a cellular network via GSM or CDMA.

Wireless Sensors are connected to the Cellular Gateway to remotely monitor temperature, humidity, and more, and send alerts when conditions fall outside of configured set ranges.

- Plug & Play: No IT required.
- Connect up to 24 Wireless Sensors
- Includes Backup Battery (24 - 48 Hours)
- Compatible with GSM and CDMA



Ethernet Gateway

The Total Data Connect Ethernet Gateway provides a hardwired connection to the Remote Monitoring System network directly via an Ethernet cable.

Connect wireless sensors to the Ethernet Gateway to remotely monitor temperature, humidity, and more, and configure alerts when conditions fall outside of your set ranges.

- Plug & Play: No IT required.
- Connect up to 24 Wireless Sensors
- Connects via Hardwired Ethernet
- Enterprise Grade Encryption

Wireless B Sensors

The Total Data Connect Wireless B Sensor is a compact and feature-rich environmental sensor and data collector designed for applications that require a minimal footprint.

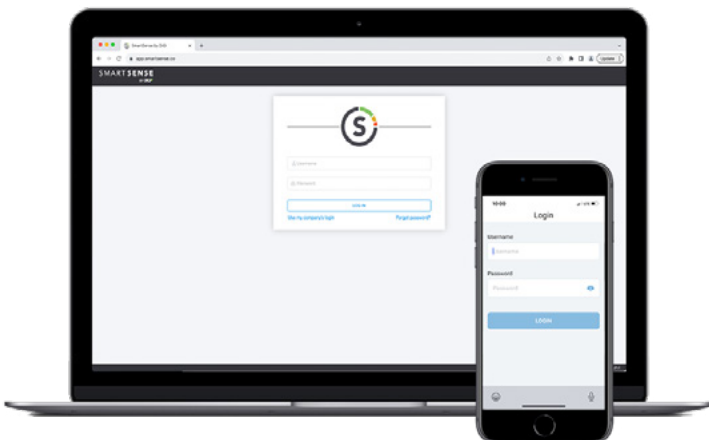
B Sensors collect temperature and humidity data every 10 minutes and report this data to the SmartSense cloud dashboard via a SmartSense Gateway. In the event of a power failure, B Sensors will store and then forward when power is restored to ensure uninterrupted logging.

- Ultra-Compact Design
- Monitor Temperature and Humidity
- Detect Door Open/Close
- Over-the-Air Updatable
- Store-and-Forward Compatible
- Activate with a Simple Push of a Button



Dashboard & Apps

Total Data Connect's cloud-based desktop Dashboard and mobile apps provide real-time insight into your safety initiatives and visibility into compliance, site performance, and risks.



Total Data Connect

About Total Data Connect

Total Data Connect is transforming how organizations sense, monitor and make decisions. Using the Internet of Things (IoT), Total Data Connect changes the way organizations approach compliance, quality and efficiency.

Total Data Connect automates monitoring for facility environment safety, medical equipment, pharmacy safety, product quality and preventative equipment maintenance. Today, Total Data Connect has earned the trust of the largest medical equipment manufacturers and a growing number of medical facilities in North America.



www.totaldataconnect.com

8815 Conroy Windermere Road, Suite 683
Orlando, FL 32835
Phone 407-278-2498
Fax 407-604-6082

Copyright © 2023 Total Data Connect, LLC.
All Rights Reserved.